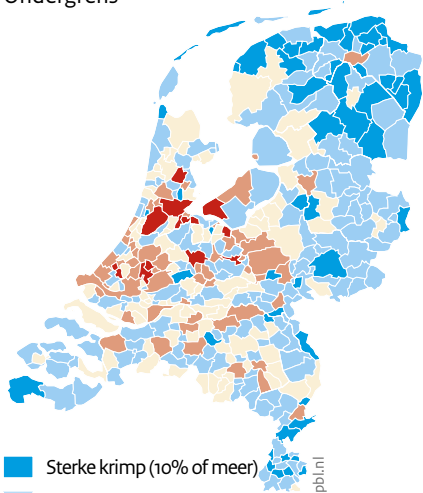
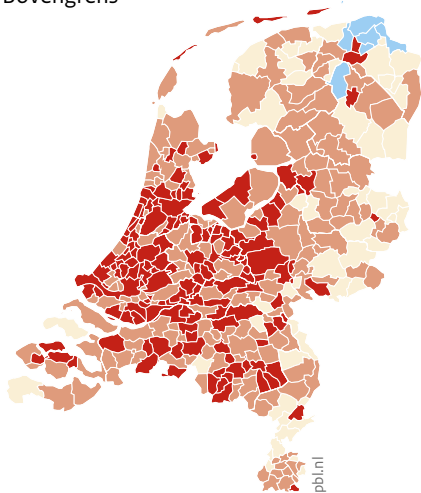







Bevolkingsontwikkeling per gemeente; 67% prognose-interval, 2018 – 2035

Ondergrens



Bovengrens



-  Sterke krimp (10% of meer)
-  Krimp (2,5% tot 10%)
-  Redelijk stabiel (-2,5% tot 2,5%)
-  Groei (2,5% tot 10%)
-  Sterke groei (10% of meer)