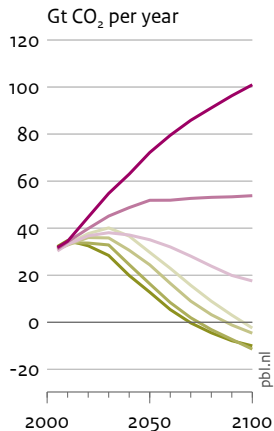
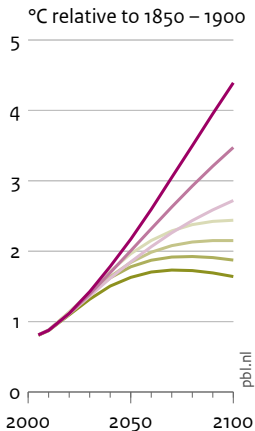


The relationship between emission pathways, temperature change, and the probability of keeping temperature change below 1.5 °C, 2005 – 2100

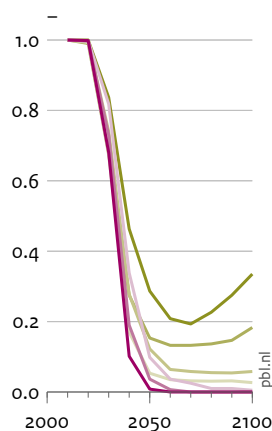
CO₂ emissions



Temperature increase



Probability of staying below 1.5° C



IPCC AR5 forcing category (median values)

